

Response

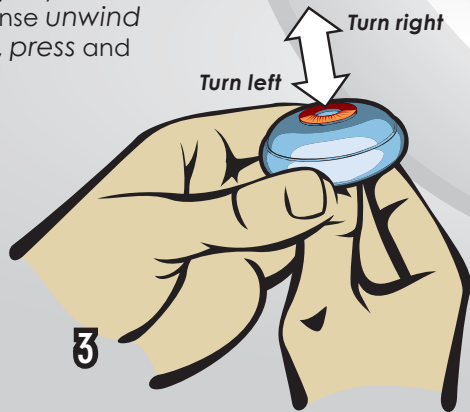
*Its all about **response**.*

Response is the sensitivity of the yoyo to return to your hand. Some tricks are easier with less response, some people prefer more.


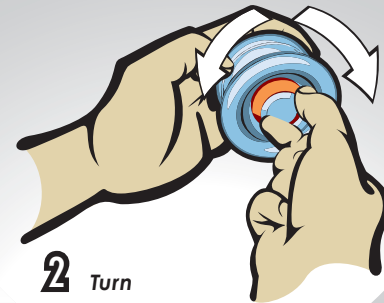
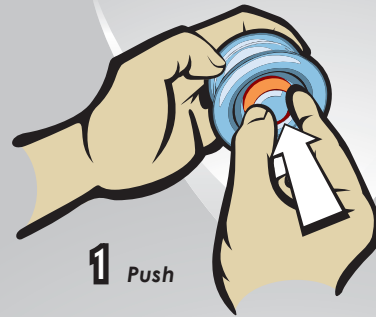
Higher response is great for beginners and those who like the yoyo to return to their hand on command. Lower response offers longer spins and smooth string play for mastering complex tricks.

Everybody has a preferred response, finding yours is easy with the Velocity.™

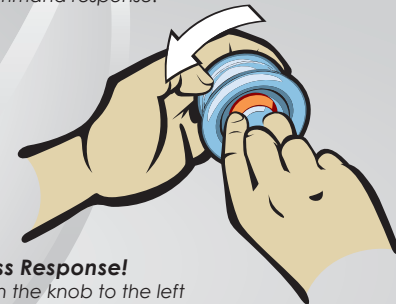
To adjust your response *unwind string, press and turn.*



The response area moves in and out giving you more or less response to suit your Skill or style.



More Response
Turn the knob to the right for more tug on command response.



Less Response!
Turn the knob to the left for less response and longer sleep times.

NOTE:

when turning to the **left** the click will become much 'lighter' as you approach the limit. Forcing the dial may cause the dial to jam (to remove the jam ask an adult. If you are an adult try harder clockwise! (Or remove the small screws for more grip) **remember:** always unwind string to make adjustments.

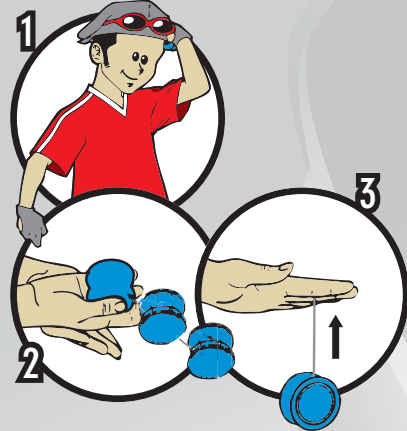




part of the



YoYo basics




Throw the Velocity™ Like this. See pictures on the left.

If it doesn't return you may need more response (SEE "Its all about Response") Tricks can be found online at www.yoyofactory.com.

String basics

MAKE A SLIP-KNOT LIKE THIS



Place slip-knot on middle finger here

New string



First untwist string.




Place whole yo-yo in loop, do not take yo-yo apart to replace string.

IMPORTANT NOTE:
ALWAYS PUT
STRING ON LAST!

String length

String length may be adjusted by the user. Adjust the string length by letting the yo-yo hang to the ground and tie a new loop at belly button height.

Trim the excess string, make a slip-knot and get ready for action.



Safety tip

Never aim your yo-yo or the package at people, pets or breakables. Check to make sure your playing area is safe before throwing and keep yo-yos away from children under 3 years old. Play like a pro, change your string often.